



INNOVATION GUIDE

# Veeva Vault MedInquiry

# Overview


Veeva Vault MedInquiry streamlines the intake and fulfillment of medical information requests with comprehensive inquiry management capabilities.

Whether inquiries arise from a call center, email, website, or CRM, Vault MedInquiry centralizes this information in a structured manner and ensures your teams are equipped to respond with accuracy, diligence, and speed.

This guide highlights the core features embedded in Vault MedInquiry that'll optimize your end-to-end experience managing medical information processes.



**Complete** solution that supports the end-to-end medical inquiry management lifecycle.



**Modern** cloud-based system that evolves with changing business needs, minimizing manual processes with automation.



**Connected** to the wider medical ecosystem, with native integrations to Veeva CRM and a versatile API that connects other systems.



## Tips & Tricks

### CENTRALIZE INTAKE IN THE MEDICAL INQUIRY UI

Your call centers field large volumes of inquiries and it's important to capture those details quickly and efficiently. The dedicated medical inquiry user interface allows you to capture all aspects of a case in one place. This could include one or multiple requests by an HCP as well as what was provided in response.

The UI is completely dynamic, allowing you to toggle between different components to perform related tasks rather than navigating away. You can also customize objects and fields to further align the interface to your specific business requirements. For example, you can set up the page to capture adverse events or product quality complaints associated with the inquiry.

- Use the notepad sidebar to write down details of the case captured over the course of the conversation.
- Look up accurate, up-to-date HCP reference data from Veeva OpenData via a connection to Veeva Network, directly from the UI.

MEDICAL INQUIRY UI



## Tips & Tricks

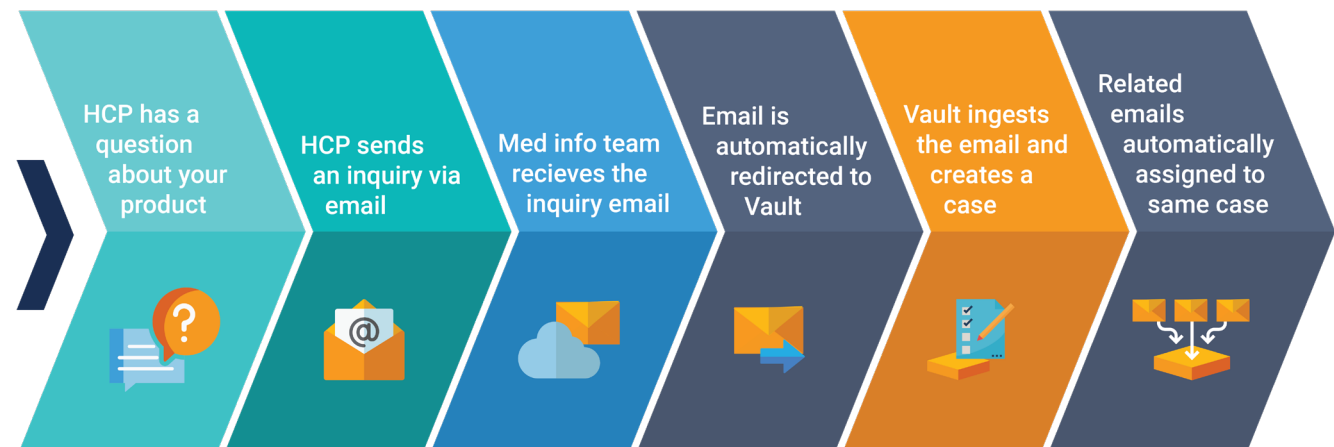
### MAXIMIZE EFFICIENCY WITH INNOVATIONS IN AUTOMATION

Automation underpins many facets of Vault MedInquiry product innovation. A number of capabilities leverage automation to simplify and streamline the work you do on a day-to-day basis. The benefit is twofold: Fewer clicks, less guesswork.

#### Automated Email Intake

Vault MedInquiry automates the intake process for inquiry emails, drastically reducing the potential for error that comes with manual entry. When an HCP or patient sends an information request to a designated email address, that email is automatically redirected to Vault.

Once ingested, Vault creates a Case Request record with pertinent details from the inquiry so your team can immediately start building a response. Any future related emails – for instance, a follow-up email to a case response – are added to the same case so the user can see it all in one place.



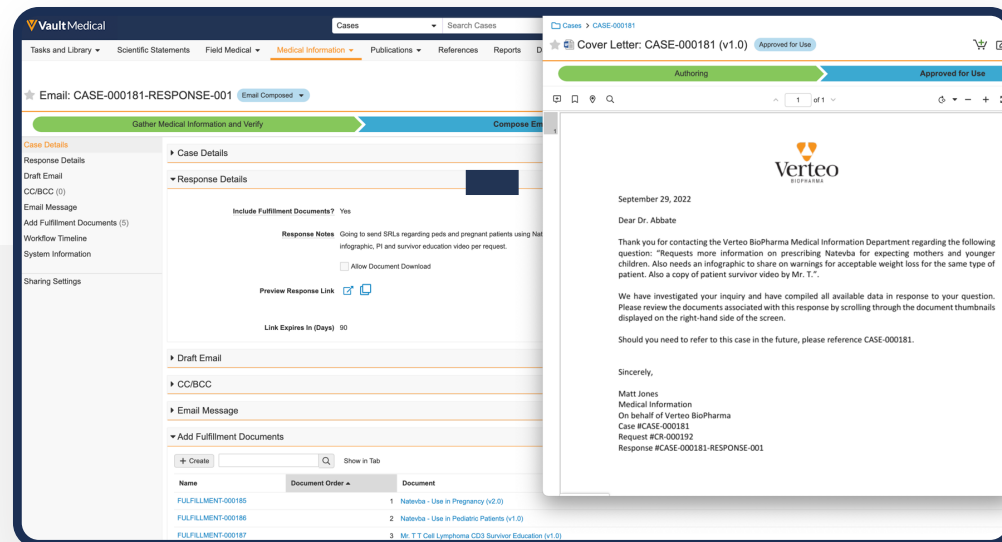


# Tips & Tricks

## Automation in Response Generation

Best practices for constructing responses have evolved. Whether the nature of a question is straightforward or complex, Vault MedInquiry ensures you're able to construct the best-fit response for the information requested.

When it comes to constructing the response, Vault MedInquiry allows you to pre-define a set of templates it can use to automatically draft your response in an appropriate format, with the right documentation and supporting evidence included in the package.



**Cover Letters** are documents that summarize the response to a request for medical information. These can be drafted automatically from pre-defined templates stored in the system.

Templates use tokens to pull in information captured about the inquiry such as the requestor's name and the question they asked. The content can be edited, if necessary, before sending the response.



## Tips & Tricks

The screenshot shows an email interface with the following elements:

- Subject:** Medical Inquiry Response for: CASE-018609
- Sender:** Verteo Biopharma UK (to me)
- Date:** Tue, Mar 7, 8:32 AM
- Header:** Verteo BIOPHARMA logo
- Body:** Dear Mat Ryan, Thank you for your recent medical inquiry, where you made the following request for medical information: **Could you please send clinical study information on the interactions of Cholecap in patients suffering from type 2 diabetes**. We have provided an online electronic response package for your review and are confident that this literature will provide many of the answers that you have requested. Simply [click here](#) and a new window will appear where you will have access to the provided literature. If there is additional information you would like to have regarding our products, please do not hesitate to contact us. We will be most happy to be of assistance. Thank you very much for giving us the opportunity to provide you the information that you are looking for. Sincerely, Medical Inquiry Team
- Footer:** Verteo Biopharma, headquartered in San Francisco, CA, is a global pharmaceutical leader pursuing innovative and cutting edge therapies that improve the well-being of people around the world. Our extensive research and development efforts are focused on health care challenges in cardiology. For more details visit [verteo.com](http://verteo.com).

Callouts in the image:

- Orange callout:** Email Header and Footer come from the Notification Template. The user cannot edit. Automatically appended when the email is sent.
- Blue callout:** Email Subject and Body come from fields on the Case Response.
- Blue callout:** Automatically generated from a template, the user can edit before sending email.

**Response Emails** can also be pre-defined in the system. Templates are typically associated with a particular product and country and written in the corresponding language. Business logic automatically ensures the right template is selected for the inquiry raised.

The email Vault composes can be edited further or sent as is. Emails are tracked so you can see whether your response was successfully delivered and are displayed in Vault so you can look back and see exactly what was sent.

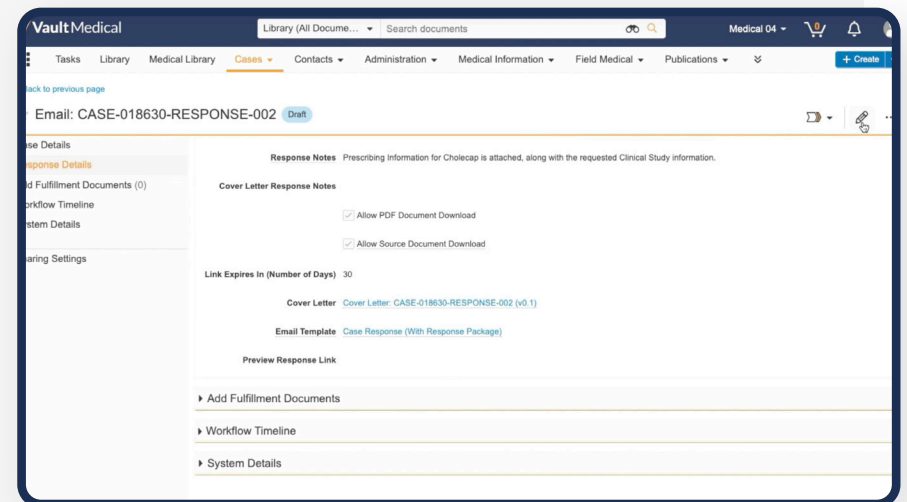


## Tips & Tricks

Lastly, depending on the nature of the inquiry, you may wish to include additional documentation in the response package. Easily search and find key medical information documents from the library of approved content stored in your Vault.

The **Response Package** is the modern equivalent of emailing documents as attachments, with some added benefits:

- The Package will always be successfully delivered, with no attachment size constraints.
- The Package will always show the latest version of the document, ensuring the reference data is completely up to date.
- Rich content such as videos or infographics can easily be included alongside text.



### RESPONSE PACKAGE GENERATION



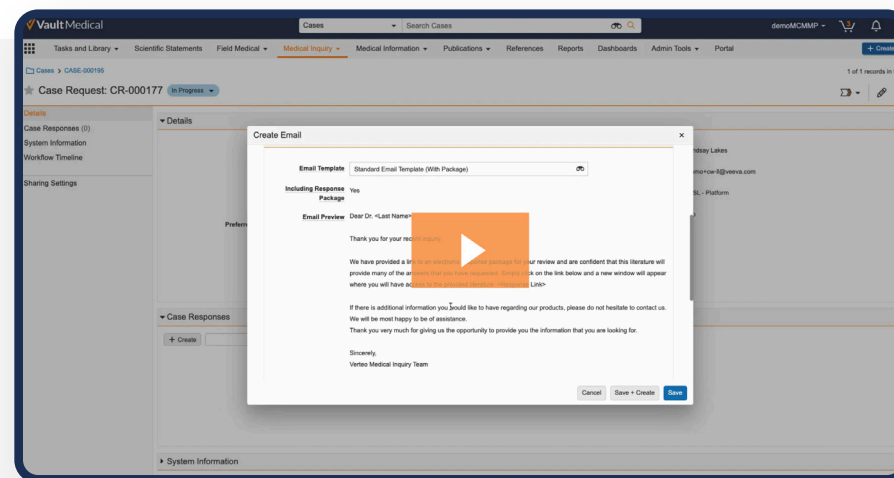
# Tips & Tricks

## CONNECT YOUR MEDICAL ECOSYSTEM

Having a holistic view of where your inquiries are raised, what content is available for responses, and which cross-functional teams need visibility into a given interaction can only be possible by having a connected medical ecosystem. In addition to native Veeva CRM integration, Vault's API can be used to integrate with intake mechanisms and other complementary systems your organization uses.

### Veeva CRM

A native connection to Veeva CRM allows inquiries captured in the field to be automatically triaged in Vault MedInquiry for the medical information team to respond. This connection can be data agnostic and used regardless of the source of your HCP reference data. Vault MedInquiry will push status information back into CRM so field medical reps can see when the inquiry case is closed.



CRM INTEGRATION







# Tips & Tricks

## Veeva OpenData

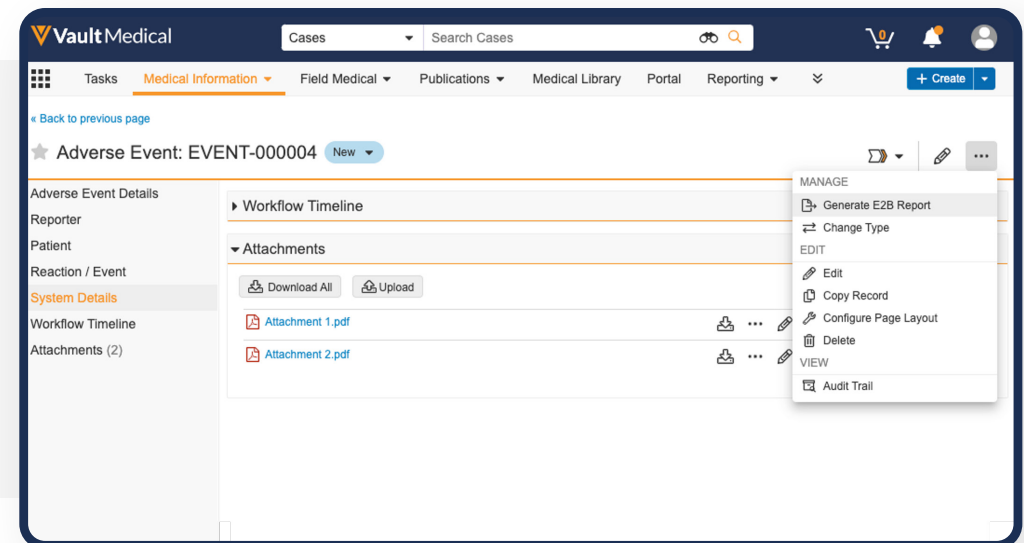
Search for accurate, up-to-date reference data on millions of HCPs from OpenData via a dedicated connection to Veeva Network. This can be done directly from the medical inquiry user interface, so you don't need to navigate away from the case intake page to find the contact information you need.

## Complementary Systems

The Vault API is versatile and can share information between Vaults or to other complementary systems your teams may use. For example, med info teams are one of the first lines of customer interaction where new potential Adverse Events (AE) and Product Quality Complaints (PQC) may arise. Both AEs and PQCs can be captured in Vault MedInquiry and easily directed to quality and safety teams. To simplify triage, an E2B(R3) file – the global standard format supported by safety – can be generated in Vault MedInquiry and relayed to the appropriate team's system.

### TIP

Share supporting content associated with AEs by adding files to the Vault record as attachments. Vault will encode these files within the E2B(R3) .xml format when generating the report.

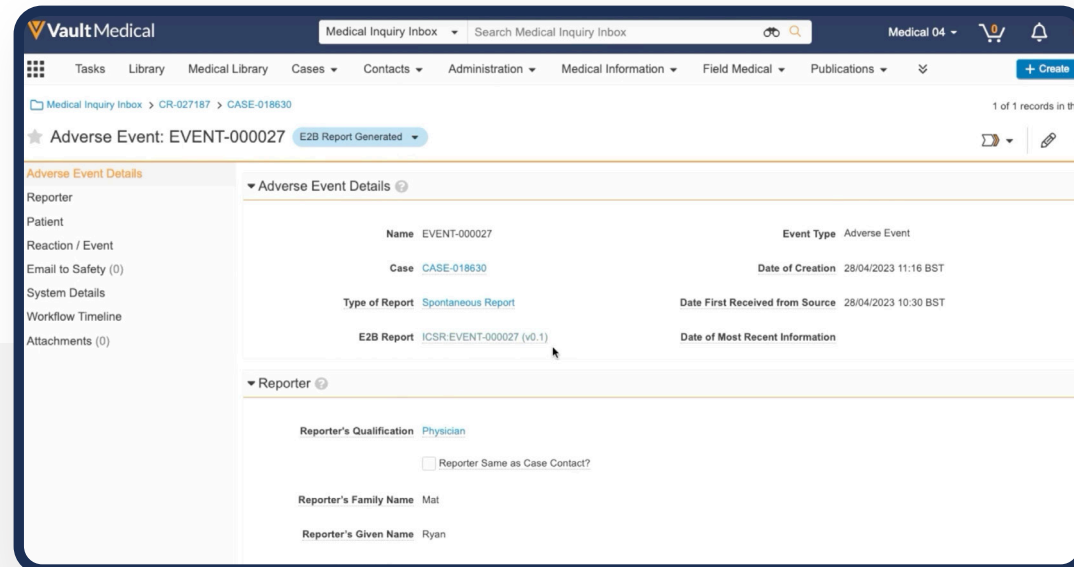




# Tips & Tricks

## Internal Email

Vault MedInquiry also supports communications with colleagues who aren't using the system. You can send and receive emails with questions related to a case and add that activity directly to the record within MedInquiry.



### HANDLING ADVERSE EVENTS

For more user tips and information on the latest new features, join the [Vault MedInquiry Community](#) on Veeva Connect.

Learn more at [veeva.com/eu](https://veeva.com/eu) | 925-452-6500 | [veeva.com/eu/contact](https://veeva.com/eu/contact)



Copyright © 2024 Veeva Systems. All rights reserved. Veeva and the Veeva logo are registered trademarks of Veeva Systems. Veeva Systems owns other registered and unregistered trademarks. Other names used herein may be trademarks of their respective owners.